

# Atlanta Pride Parade Participant Training

Sunday, October 14, 2017

[www.atlantapride.org](http://www.atlantapride.org)

Office: 404-382-7588

Email: [info@atlantapride.org](mailto:info@atlantapride.org)

# Training Goals

- Provide everyone with policies and procedures for the day of the Parade
- Give an opportunity to ask questions of the Parade Committee
- Set everyone up for a successful and fun 2017 Pride Parade

# Parade Leadership

- O Executive Director - Jamie Ferguson
- O Board Vice Chair – Glen Paul Freedman
- O Operations Manager – Paul Gibson
  
- O Parade Co-Chairs
  - O Stuart Blencoe
  - O Tim Garrett

# Parade Support

Black “Event Staff” T-Shirts

Committee Chairs, Pride Board

Blue Pride T-Shirts

Lead Volunteers

White / Yellow T-Shirts

Security – Will be in uniform or have a badge showing

# The Parade

- Over 200 entries
- Approximately 6,000 participants
- Tens of thousands of bystanders along the route
- A lot of people, a lot of color, a lot of noise, a lot of **FUN!**

# What to Do Now

- Select Group Representatives:
  - Office Organizer
    - The “in the office” contact person for your group
    - Will pass along information to Parade participants, answer questions, get info from Pride
  - Event Organizer
    - Your group’s primary representative at the Parade site
    - Will sign the group in at Parade Registration and ensure the group obeys Parade rules
  - Driver(s)
    - Will be in charge of vehicle(s)
    - Has been given Parade rules / attended training and ensure the vehicle follows Parade rules
- Give names and contact info to Atlanta Pride
- Please select backups for these roles

# What to Do the Week Before the Parade:

## Monday, Oct 9, 2017

- Be sure Pride has the names / contact info for all your Group Reps and back up
- Be sure that you have gone over this training with your group, especially the drivers
- Check your email for any notices from Pride
- Look on [www.atlantapride.org](http://www.atlantapride.org) for any Festival updates

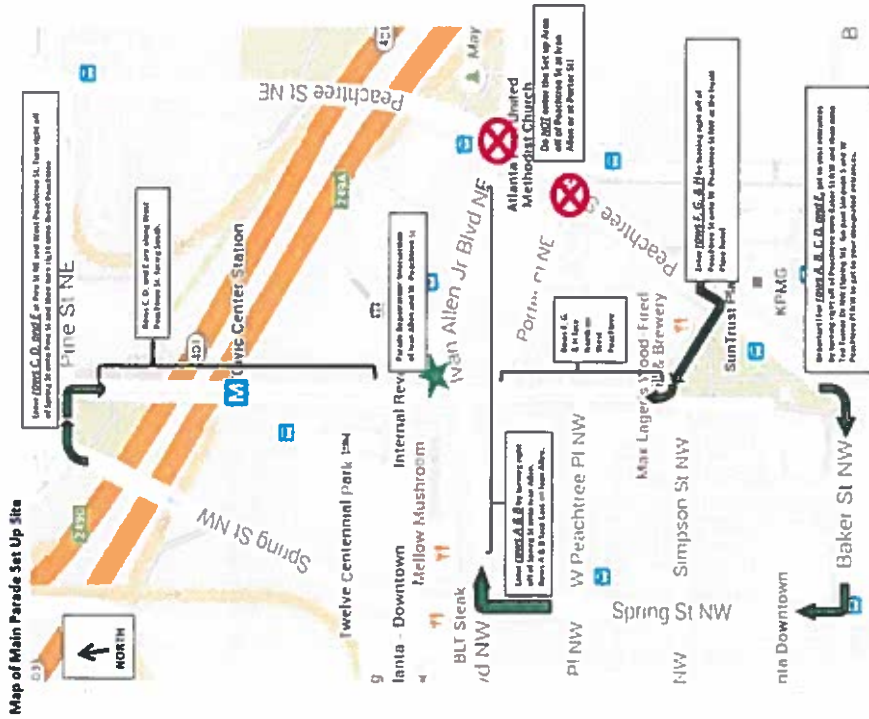
# Parade Set-Up: What to Do

## Sunday, Oct 14, 2017

- Pull into the designated entry for your assigned Parade lane
  - Only registered vehicles can remain in the set up area.
- Check in at Parade Registration Tent: Ivan Allen and West Peachtree
- Receive Parade card for Judging
- Parade Assembly hours: 9:15 AM until 11:30 AM.
  - Please don't arrive before 9:15
- Parade steps off at 12:00 PM
- Remember, there will be a wait between check-in and step-off
  - People should plan ahead: snacks, water, sunscreen, etc.
  - Port-a-Johns will be at the set up site



# Parade Set-Up Map



# Rows A and B

- Sponsor Rows: Paid Sponsor fees for placement in these rows
- Designated placement within each row
- Enter rows A and B by turning right off of Spring St NW onto Ivan Allen Jr Blvd.
- Participants line up on Ivan Allen Jr Blvd facing east (towards Peachtree St)
- Do NOT enter off of Peachtree St., Barricades will be in place
- Travel south down Peachtree and turn right onto Baker St NW
- Turn right onto Ted Turner Dr. (Spring St). Go past Simpson St, past W. Peachtree Pl, and turn right onto Ivan Allen Jr Blvd.
- Parade Volunteers will be at the entrance

**○ SPONSORS OR OTHER ENTRIES WITH LARGE FLOATS WHO ARRIVE AFTER 10:30AM MAY BE RELOCATED TO ANOTHER SECTION IF IT IS NOT SAFE TO DRIVE IN ROWS A&B AT THE TIME OF THEIR ARRIVAL. PLEASE ARRIVE ON TIME TO GARUNTEE YOUR SPACE.**

## Rows C, D, and E

- Placement in each row is first come / first placed
- Enter rows C, D, and E by turning right off of Spring St NW Pine St NE and then turn right onto West Peachtree St.
- Participants line up on West Peachtree St facing South (towards Ivan Allen Jr Blvd)
- Travel south down Peachtree and turn right onto Baker St NW
- Turn right onto Ted Turner Dr.
- Travel to the red light at Pine St NE and turn right
- Parade Volunteers will be at the proper entrance

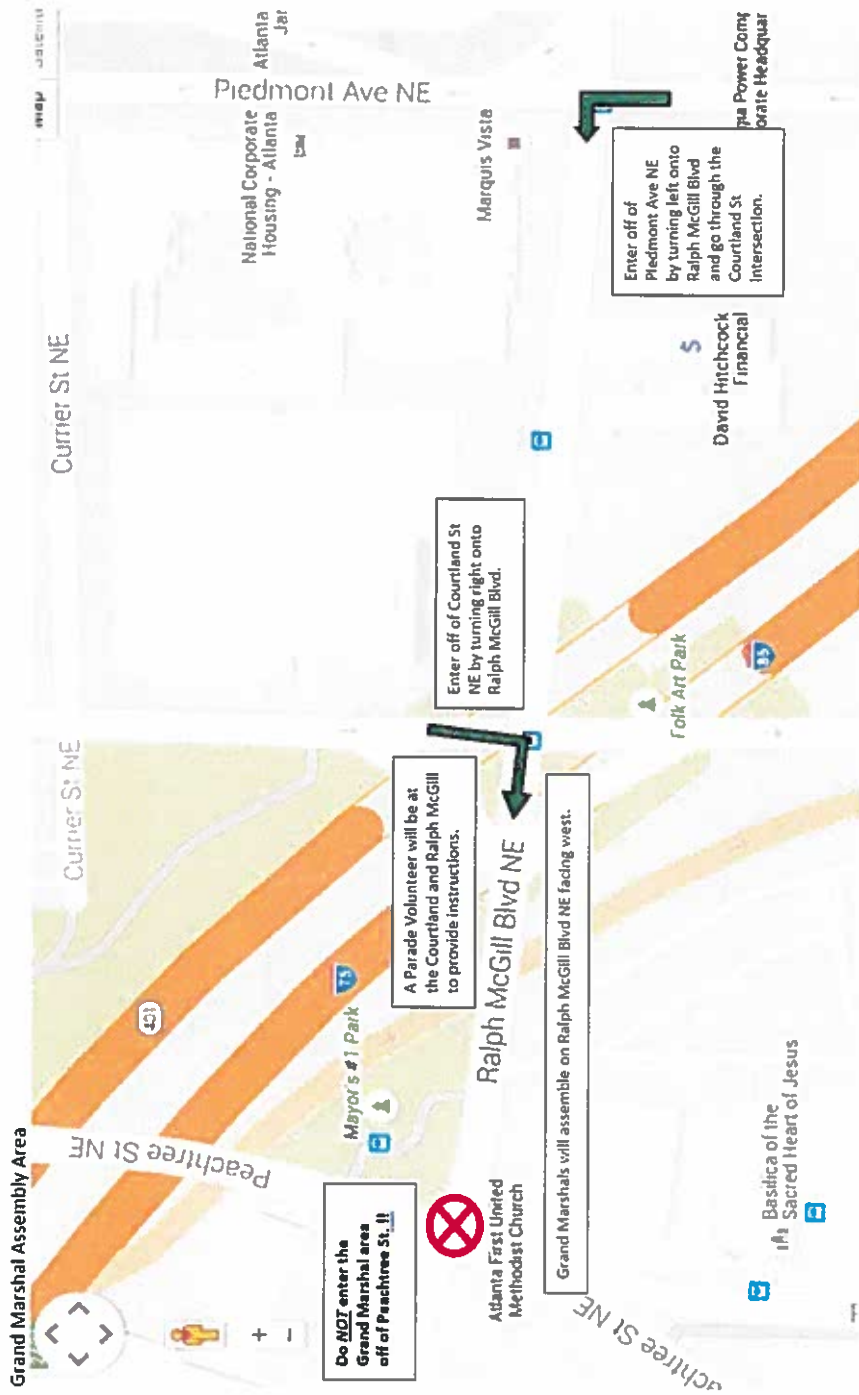
## Rows F, G, and H

- Placement in each row is first come / first placed
- Enter rows F, G, and H by turning right off of Peachtree St onto West Peachtree St NW, then turn right onto West Peachtree St
- Participants line up on West Peachtree St facing North (towards Ivan Allen Jr Blvd)
- Parade Volunteers will be at the proper entrance

# Grand Marshals

- Grand Marshals will assemble on Ralph McGill Blvd NE facing west.
- Vehicles are provided for the Parade
- Enter off of Courtland St NE by turning right onto Ralph McGill Blvd.
- Enter off of Piedmont Ave NE by turning left onto Ralph McGill Blvd and go through the Courtland St intersection.
- A Parade Volunteer will be at the Courtland and Ralph McGill to provide instructions.
- Vehicles do not enter the Grand Marshal area off of Peachtree St. Drop off point only.

# Grand Marshal Assembly Area



## In Case of Emergency

- Grady Health Systems (EMS) Representatives will be at the Parade set up site and will be on bikes along the Parade route
- Do NOT call 911
- Flag down Grady Health Systems, an Atlanta Police Officer, or a Parade Volunteer with a radio
- If needed, pull over to the side and out of the Parade route

# When the Parade Begins

- Parade starts at 12:00 PM
- If you are at the head of your row, follow the instructions of the Parade Lead
- If you are in the row, follow the entry in front of you.
- Once the Parade starts, drivers should remain with their vehicles.
  - If the row is moving and your driver is not present, we will go around you.



## Parade Route

- Turn left off of Ivan Allen Jr. Blvd and head North on Peachtree St.
- Turn right off of Peachtree St onto 10<sup>th</sup> St and head East.
- Parade stops just beyond the Charles Allen Gate entrance to Piedmont Park.

# During the Parade

- Keep moving safely and avoid gaps as much as possible
- This helps keep the Parade moving and exciting for the bystanders
- If something in front of you stops, slow down and stop if necessary to avoid a collision.
- Resume moving when possible

# Parade Rules: Drivers

- O Stay within 15 feet of the entry in front of you
- O Do not stop to “perform”
- O Do **NOT** drink alcohol. Intoxicated drivers will be removed from the parade, and no refund will be given
- O Drive straight, do not weave
- O Be aware of the people on and around your vehicle
- O Watch out for bystanders
- O Be sure you can see the route and the area around your vehicle – Don’t let decorations or people block your view
- O Follow instructions of Parade Committee Heads, Parade Leads, or Parade Volunteers

## Parade Rules: Participants

- Do NOT throw ANYTHING at the bystanders
- Do not stop to “perform”
- Drink responsibly. If you are not safely able to navigate the route, you will be removed from the parade
- Be aware of what your vehicle is doing (if applicable)
- Be aware of the vehicles and groups around you
- Do not get on top of your vehicles (the roof of the cab, the hood, etc.)

# Protesters

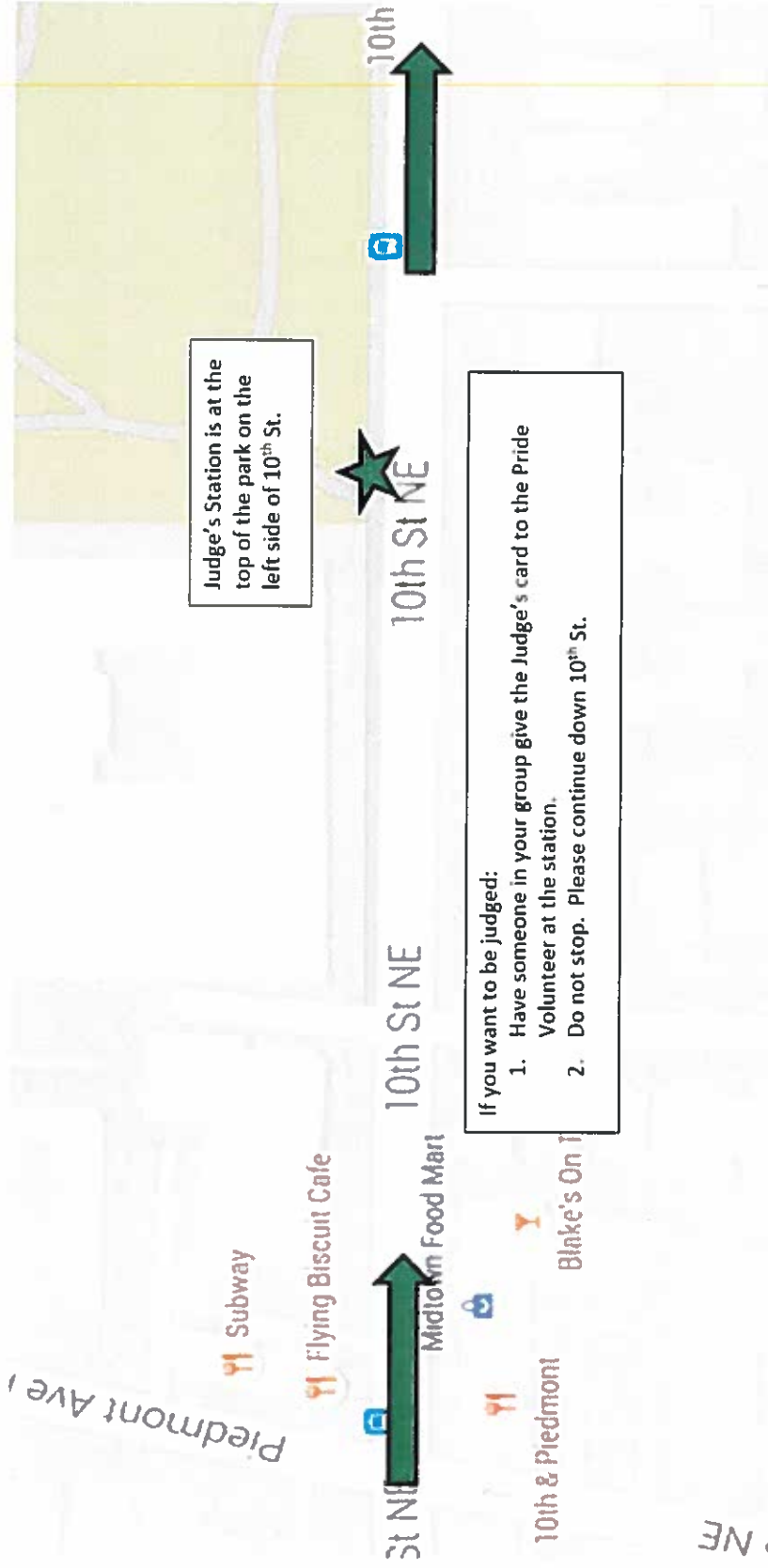
Ignore them

Do NOT engage them in any way

# Judge's Station

- Located on 10<sup>th</sup> St on the left, at the top of the park, just past Jason's Deli
- Have someone give your Judge's card to the Volunteer at the Judge's Station
- Do not stop
- If you do not wish to be judged, do not give them your card
- If they don't get a card from you they will not score your entry

# Judge's Station



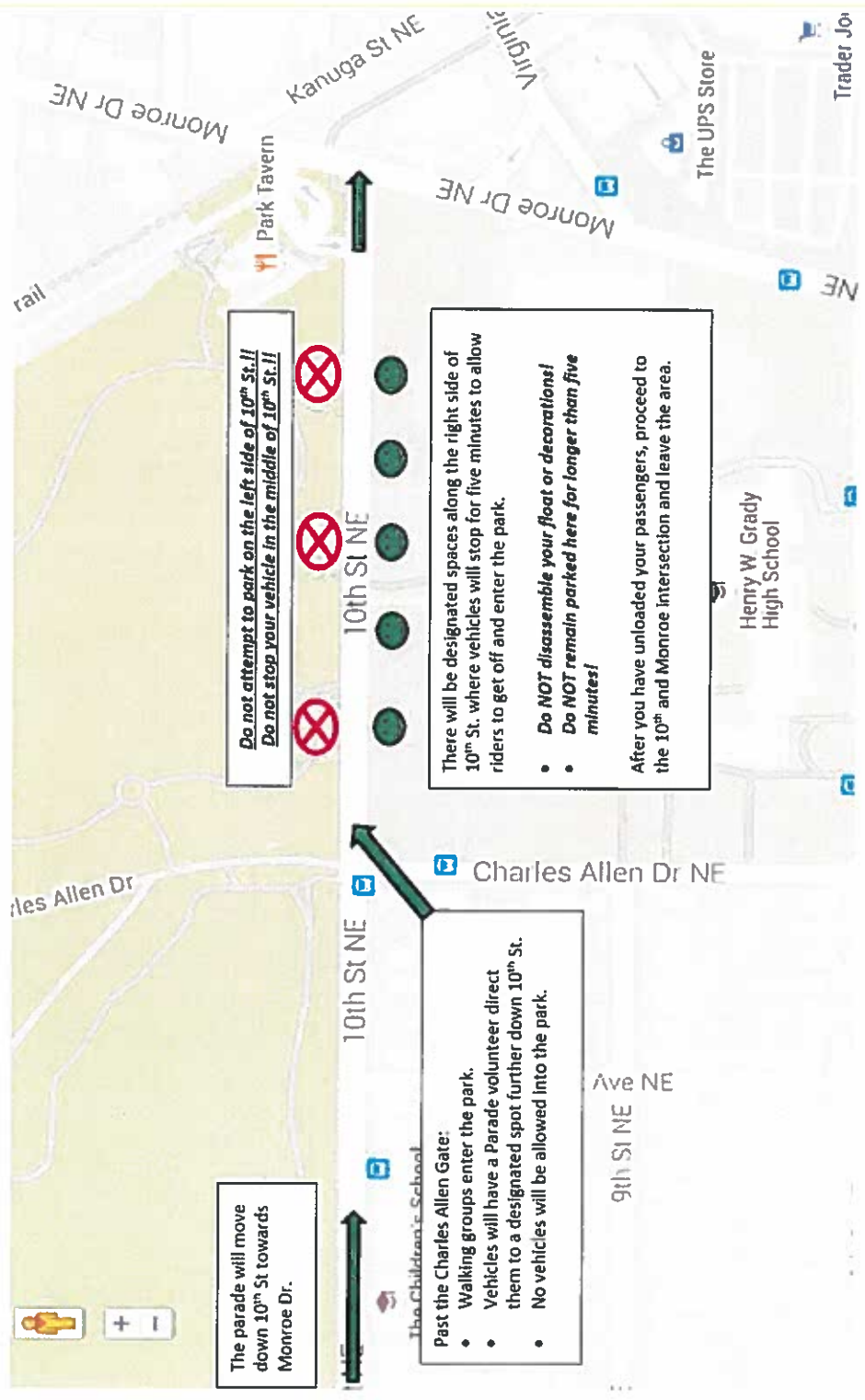
Judge's Station is at the top of the park on the left side of 10<sup>th</sup> St.

- If you want to be judged:
1. Have someone in your group give the Judge's card to the Pride Volunteer at the station.
  2. Do not stop. Please continue down 10<sup>th</sup> St.

## At the End of the Parade

- Just past the Charles Allen Gate of Piedmont Park
- Follow the instructions given by the Parade Volunteer
- Walking groups: enter the park past Charles Allen
- Drivers: Go to designated space along the right hand side of 10<sup>th</sup> St.
- Unload people from your vehicle and then drive off.
- Do NOT disassemble your decorations, tear down your float, etc.
- You have **five minutes** before you will be directed to leave the area.





The parade will move down 10<sup>th</sup> St towards Monroe Dr.

**Do not attempt to park on the left side of 10<sup>th</sup> St.!!**  
**Do not stop your vehicle in the middle of 10<sup>th</sup> St.!!**

**Past the Charles Allen Gate:**

- Walking groups enter the park.
- Vehicles will have a Parade volunteer direct them to a designated spot further down 10<sup>th</sup> St.
- No vehicles will be allowed into the park.

There will be designated spaces along the right side of 10<sup>th</sup> St. where vehicles will stop for five minutes to allow riders to get off and enter the park.

- **Do NOT disassemble your float or decorations!**
- **Do NOT remain parked here for longer than five minutes!**

After you have unloaded your passengers, proceed to the 10<sup>th</sup> and Monroe intersection and leave the area.

# Commonly Asked Questions

Q: Can I add a vehicle?

A: Yes, If you are already registered for the Parade. Contact the Pride Office.

Q: Is there a limit on the # of walkers?

A: No, but please keep it close to the number on your registration.

Q: How do I get placed towards the front?

A: Row placements for 2017 are final. We will email them about three weeks prior to the Parade. For 2017 (next year) become a Sponsor (rows A & B) or get your application in early (rows C - H).

# Thank You and Have Fun!

- Remember, you are Atlanta Pride!
- Together, we produce one of the largest and most exciting events in the United States.
- This event would not be possible without your support
- Happy Pride!

Questions?